

*Scout* Scout



ROYAL  
*HAKVOORT*  
SHIPYARD

# General




The 63.72-metre explorer yacht Scout, the largest Hakvoort built to date, was created to explore new horizons and enjoy unique adventures. Beautifully bespoke, this fully custom superyacht is purely for personal use by her experienced owners, with every aspect shaped to their vision and preferences. The striking exterior design features a strong vertical mast, a high bow and a helipad on the foredeck. Cut-down bulwarks emphasise the eight-metre tenders exposed in their well, which are launched by an impressive crane. Integrated forward-sloping windows

encapsulate the trawler-aesthetic of Scout's overall design, supported by a wealth of fine details from the industrial-esque stairs to the heavy-looking bolts running throughout the exterior and interior spaces. A shark grey and sunshine yellow livery enhances the yacht's masculine appearance, one of many touches of whimsy that make clear this is very much the owners' home away from home. Their love of the outdoor life is reflected in the expansive alfresco spaces, including a fabulous sundeck connected by an elevator.



# General





# Main Deck




Attention to detail is equally apparent in Scout's interior design, inspired by 20,000 Leagues Under the Sea, Fritz Lang's Metropolis and the cool, industrial lairs of James Bond villains. To enter this yacht is to embark – literally and metaphorically – on a voyage of discovery with faux riveting, exposed piping, metallised panels and pulsing corridor ceilings. All guest suites are located on main deck to allow for large windows and maximum comfort. Each has a different style theme with the

commissioned art, maritime antiques and sea creatures generating a sense of quirky fun. The main saloon is another great talking point with its huge handmade, polished-nickel coffee table sitting below an interactive LCD ceiling that that can project anything from swimming sharks to peaceful clouds and a starry night sky. Natural light floods this airy space during daylight hours thanks to the imposing full-height windows.



# Main Deck







# Owners Deck



Nestling neatly between the main and bridge decks is a dedicated layer of luxury and comfort primarily set aside for the owners. The forward lounge is as visibly impressive as it is splendidly homely, a bright and welcoming space from which to relax in the L-shaped forward-facing love seats and enjoy panoramic views through the sloping observation windows of the environment ahead. There is no fixed interior dining room on Scout as almost all meals are taken outside but this lounge can double as a place

to eat should stormy weather so dictate. Rising tables, a dedicated service pantry with direct crew access and a food lift make for a smooth transition. And that globe you see opens up to reveal a cool bar. Overhead, three skylights pour light into the room and over a 'squid' sculpture made from carbon fibre and F1 car parts. The master stateroom includes a library, large bathrooms port and starboard with dressing areas, and a super-spacious bedroom with access to a private aft terrace.



# Owners Deck






# *Bridge Deck*



Stairs rise from the private aft terrace to the deck above where we find a one-of-a-kind greenhouse and potting shed so the owners don't have to give up their love of gardening when traveling. The rest of the bridge deck is pretty much the domain of the captain, who designed the wheelhouse to completely suit the kind of global trips Scout has been built to make. Featuring seven monitors plus 12 more screens and gauges overhead, the floating

console ensures excellent visibility at night as well as ease of accessibility from the rear. This whole set-up typifies the way Scout has been given the best systems, with a form-follows-function focus on simplicity, comfort and security. A large chart table separates two raised sofas that make for a wonderful viewing spot for guests to join the skipper in overseeing Scout's progress.



# *Outdoor* Outdoor





The great attraction of yachting to Scout's owners is time spent relaxing outdoors in amazing locations. Should the weather gods refuse to play nicely, the aft main deck has been designed as a Winter Garden with frameless glass panels that hide away in the superstructure when not in use. These panels optimise the AC and heating so year-round outdoor dining is on the menu wherever Scout cruises. The garden includes a large cocktail bar with old engine room ventilation providing a distinctly industrial feel, dining for 14, a buffet table and a fold-away TV that

retracts from the ceiling. Further aft is some lovely C-shaped lounge seating with a fire pit, which makes sundowners at sea a warm and inviting treat.

Fitted out for dining at all times of the day and night, the sun deck is their go-to spot with its shaded spa pool, a day head and easy, wheelchair-friendly access via an elevator. A clever design solution of incorporating 'shoulders' onto the sides of the superstructure ensure an entirely open feel and no obstruction of views.



# Outdoor





# Lower Deck




The lower deck is home to the guest gymnasium and sauna – part of a generous beach club – along with two additional staff suites in a separate location from the crew cabins which are finished to an exceptional standard.

A yacht that explores the world needs a first-class crew who enjoy their work, have superb facilities to do that work and equally fine accommodations in which to relax. All this certainly holds true on Scout, with crew members having access to their own gym.

The exceptional standard goes also for the engine room and other technical areas onboard Scout. Powered by twin CAT 3512C diesels, she has a top speed of 14.8 knots. Combined with easy accessibility, minimum maintenance requirements and an Ice Class hull, an autonomous range of 4,800 nm at 12 knots have ensured that Scout lives up to her oceangoing credentials.



# Specifications



## Specifications SCOUT

Loa	63.72 m / 209'09" ft	Exterior design	H2 Yacht Design
Lwl	58.32 m / 191'33" ft	Interior Design	H2 Yacht Design
Beam overall	11.6 m / 38'06" ft	Naval architecture	Diana Yacht Design BV
Draft	3.36 m / 11'02" ft	Stabilisers	Naid Dynamics, model 925
Displacement	945	Steering Gear	Damen/Van der Velde 2DWK45
Gross Tonnage	1416	Bow and stern thrusters	Jastram, Type BU 40 F
Main engines	2 x Caterpillar diesel engines type 3512C, each with an MCR of 1174 kW at 1800 rpm	Control & Monitoring	Dekasis AMC system
Gearbox	ZF Friedrichshafen 7640	Fire control and detection	Ultra Fog Watermist and Tyco in engine room
Generators	Two Caterpillar C-18 generators: 275 kW at 1500 rpm	Entertainment	Iccon Connect AV system with I-Pad integration
Speed	Cruising speed 12,5 kts, max speed 15,2 kts	Communications	high speed satellite data including wireless network and UHF call forwarding
Range	4,800 nm at 12 knots	Recreational equipment	1x 26 ft Cockwell's custom limousine Tender, 1x 26 ft Novurania RIB tender, 1x MOB RIB, 2x Waverunner Yamaha FX Cruiser, 4x Seadoo seascooters, sea kayaks and a Dive Centre
Fuel capacity	159,000 ltr. / 42,003 gallons		
Fresh water capacity	26,000 ltr. / 6,868 gallons		
Watermakers	HEM38 DUPLEX/5600, 2x 25,000 ltr. per day		
Construction	Steel hull, aluminium superstructure		
Classifications	Lloyds + 100A1 SSC Yacht G6 Mono(+) LMC UMS, Ice Class 1D, (+stands for Malteze Cross) MCA code LY3		

*Exterior design details such as SCOUT's high bow, exposed tenders in the bow with cut-down bulwarks and integrated forward-sloping windows immediately embody the trawler-aesthetic of her design. According to Jonny Horsfield it's all in the little details. "Everything on the boat has been styled to achieve the perfect continuation of the design philosophy. From the industrial-esque stairs to the heavy-looking bolts running throughout her exterior and interior spaces to the outside bar area on the main deck that took its inspiration from engine room vents. Of course, it's not a real vent, but it certainly looks like one! Everything is industrial, and it has all been adapted from the commercial world."*

*Scout received the judge's commendation for her holistic design at the Boat International Design and Innovation Awards in 2020.*

# The Shipyard



With a shipbuilding tradition dating back to the 1700s, Hakvoort Shipyard has been in the hands of the same family for more than a century. It was awarded the designation 'Royal' in 2020, a rare distinction that recognised how four generations of Hakvoorts have created a leading yachtbuilder with a first-class reputation for reliability and quality.

Continuous investments have ensured the ongoing modernisation of a yard that has built around 50 luxury superyachts over the past three decades. Their inherent quality has also led to constant recognition by industry peers, with *Lady Marina* (1994), *Freesia* (1998), *Spada* (1999), *Solaia* (2000), *Campbell Bay* (2002), *Saga* (2002), *Perle Bleue* (2007), *My Trust* (2008), *MY Snowbird* (2011), *Pamela V* (2011), *Apostrophe* (2013), *Just J's* (2016) and *Soprano* (2017) all being finalists or winners of major awards.

Located in the picturesque port town Monnickendam, just north of Amsterdam, Hakvoort builds yachts up to 65 metres with all joinery taken care of by its in-house furniture company Unlimited Interiors.

< Hakvoort Shipyard, Monnickendam

*Quality yachts since 1919*



ROYAL  
**HAKVOORT**  
SHIPYARD

Havenstraat 22, 1141 AX Monnickendam, The Netherlands  
Phone +31 (0)299 651403 • [www.hakvoort.com](http://www.hakvoort.com) • [sales@hakvoort.com](mailto:sales@hakvoort.com)